


Information sheet

"Loop-Tack" Initial Tack


according to FINAT FTM 9

Optional for ZIEGLER-FT series devices




Quick-stick test plate (Initial Tack)

The Quick-Stick test plate enables the initial adhesion to be tested in accordance with FINAT FTM 9. The initial adhesion or initial adhesive strength is the force that an adhesive tape exerts when it is first applied. In addition, it can be measured how quickly a connection is formed when the adhesive first comes into contact with the surface to be bonded.



The Measurement


1. Cut test strips with a length of 200 mm and a width of 25 mm.
2. Loop the test strips with the adhesive surface facing out.
3. Fasten the roller device on the sample table and guide the prepared sample strip between the rollers.



4. Slide the Quick-Stick plate until the adhesive surface is in full contact with the sample.

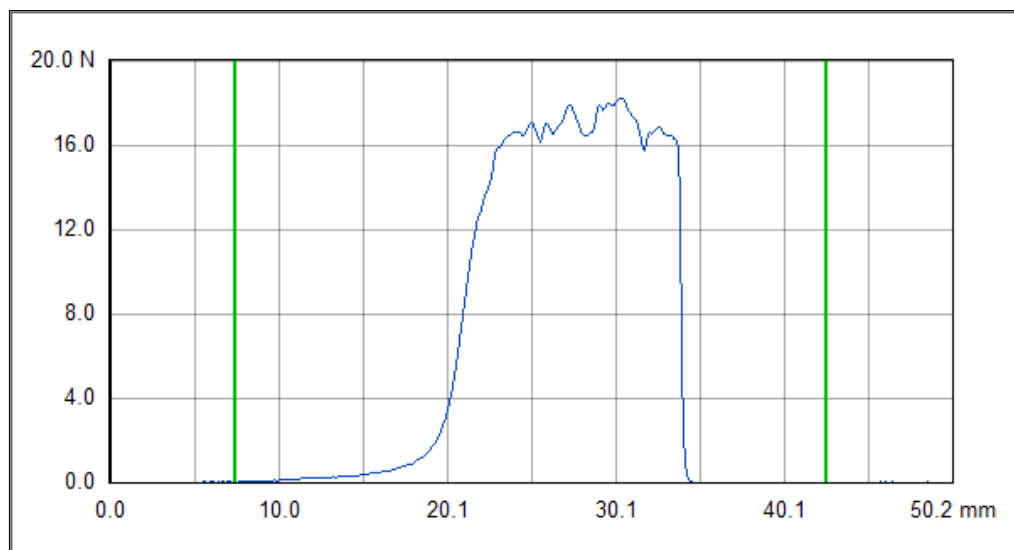


5. Tighten the clamping screws.



6. Start the software.
7. Press the **START** button on the device.
8. After the adhesive surface has completely come off, press the **STOP** button on the device.
9. The maximum value displayed in the software corresponds to the "loop tack" value.

Example of a "Loop-Tack" measurement:



Requirements

PC with Windows® 10-11 operating system with installed [ZIEGLER](#) FTSOFT software.

Manufacturer and Copyright

[ZIEGLER](#) Industrie-Elektronik
Josef Ziegler
Guddenstr. 64
80807 Munich, Germany

Tel.: +49 89 3131760
FAX: +49 89 3130621
Email: info@ziegler-tec.de
Internet: www.ziegler-tec.de

Copyright © 2025

Member of FINAT



Date of publish: 02.2025

Technical data and equipment are preliminary and correspond to the knowledge on the day of printing. They can be changed at any time without notice.